

GAcollege411
Expand Your Opportunities

Georgia Student Finance Commission

*Middle School
BRIDGE Legislation Training*

**Carra Floyd
Thomas Meunier**

June 23, 2011

Background Information

The BRIDGE Legislation

Requirements

- Beginning with the 2010-2011 school year, students in the sixth, seventh, and eighth grades shall be provided counseling, advisement, career awareness, career interest inventories, and information to assist them in evaluating their academic skills and career interests.
- Before the end of the second semester of the eighth grade, students shall develop an individual graduation plan in consultation with their parents, guardians or individuals appointed by the parents or guardians to serve as their designee.

GAcollege411

2

GAcollege411

Background Information

The BRIDGE Legislation

Requirements

- High school students shall be provided guidance, advisement, and counseling annually that will enable them to successfully complete their individual graduation plans, preparing them for a seamless transition to postsecondary study, further training, or employment.

3

GAcollege411

Background Information

The BRIDGE Legislation

Requirements

- **An individual graduation plan shall:**
 1. Include rigorous academic core subjects and focused course work in mathematics and science or in humanities, fine arts, and foreign language or sequenced career pathway course work;
 2. Incorporate provisions of a student's Individualized Education Program (IEP), where applicable;
 3. Align educational and broad career goals and a student's course of study;
 4. Be based on the student's selected academic and career focus area as approved by the student's parent or guardian;

4

Background Information

The BRIDGE Legislation

Requirements

- **An individual graduation plan shall:**
 5. Include experience based, career oriented learning experiences which may include, but not be limited to, internships, apprenticeships, mentoring, co-op education, and service learning;
 6. Include opportunities for postsecondary studies through articulation, dual enrollment, and joint enrollment;
 7. Be flexible to allow change in the course of study but be sufficiently structured to meet graduation requirements and qualify the student for admission to postsecondary education; and
 8. Be approved by the student and the student's parent or guardian with guidance from the student's school counselor or teacher adviser.

5

GAcollege411

GAcollege411 Homepage

- Navigate website using the five tabs across the top of the page
- Create an account to gain full access to site
- Select role at bottom of screen to gain applicable information
- “Shortcuts” on the right side point you in the right direction
- “What’s New” keeps hot topics visible

6

Middle School & High School Educators

- Access resources available to educators:
 - Request a Presentation
 - Order Brochures
 - Events Calendar
- Link for Bridge Legislation information is the third link within the Educator Resources

The screenshot shows the GAcollge411 website interface. At the top, there are navigation tabs for 'CAREER PLANNING', 'HIGH SCHOOL PLANNING', 'COLLEGE PLANNING', 'FINANCIAL AID PLANNING', and 'YOUR PORTFOLIO'. The main content area is titled 'Middle School & High School Educators'. Under the 'EDUCATOR RESOURCES' section, there are several links: 'Learn more about us here', 'View Recorded Videos, PowerPoint Presentations, Web Conferences and Training Sessions', 'Incorporating GAcollge411 into your school', 'Presentations, Staff Activities, Videos and More', 'NORE (Non-Traditional Exchange) Information', 'Presentations Exchange Document Library', 'Manage your NORE eligible student/teacher program', 'School Training and Reporting System (STRS)', and 'Quick Reference Guides for the Professional Center'. A red arrow points to the 'Request a Presentation' link. Below this is the 'GEORGIA STUDENT FINANCE COMMISSION' section with links for 'Contact GSFC', 'To join GSFC's database of educators, send your name to: cshelton@gsfc.org', 'Request a Presentation by GSFC Staff', 'Order Brochures', 'View upcoming training sessions and register online', and 'Events Calendar'. There is also an 'OTHER RESOURCES' section with links to 'Georgia Apply to College Sites' and 'Georgia Department of Education'.

Resources

- Guidelines from Georgia Department of Education regarding Bridge Legislation can be found under Advisement Checklist

The screenshot shows the 'Incorporating GAcollge411 into your School' page. It is divided into three sections: 'PowerPoint Presentation Videos and PDF's', 'Teacher as Advisor Activities', and 'Classroom Activities'. Under 'PowerPoint Presentation Videos and PDF's', there are links for 'Reach State Pathways', 'Financial Aid for Juniors', 'Keep On Going', 'Paying for Postsecondary Education', 'College Credit Now', and 'General Grade Tips for PowerPoint Presentations'. Under 'Teacher as Advisor Activities', there are links for 'Teacher As Advisor Guide with Activities (7mb PDF)', '6-12 Scope and Sequence Chart with Activity Links', 'Advisement Checklist', 'Advisement Checklist (revised 12/8/2010)', and 'Bridge Legislation Advisement Checklist Using GAcollge411.org'. A red arrow points to the 'Advisement Checklist (revised 12/8/2010)' link. Under 'Classroom Activities', there are links for 'Career Planning Word Search' and 'Financial Aid Word Search'.

BRIDGE Legislation Measures

ADVISEMENT CHECKLIST (✓)

- Evaluation Process for measuring effective advisement utilizing GAcollge411 as the primary tool for education and career planning in phases :
 - Year 1/2010-11 - 80%
 - Year 2/2011-12 - 90%
 - Year 3/2012-13 - 100%:
- GAcollge411 at www.GAcollge411.org -Utilizing the Professional Center and Report Center in the new and enhanced GAcollge411, the state, individual systems and local schools will have the capacity to measure effective advisement by the:
 - ___% of 6th graders who have electronic portfolio accounts
 - ___% of 6th graders who take a career assessment or interest inventory and save the results in their portfolio

6th graders who have electronic portfolio accounts

- occupational information in their portfolios prior to the transitional parent/student conference or student led conference
- ___% of 8th graders who complete an individual Graduation Plan to utilize during the transitional conference between middle and high school
- ___% of 9th graders who investigate and record in their portfolio at least three additional occupations prior to the annual student/family conference
- ___% of 10th graders who are aware of "College Credit Now" programs (dual enrollment opportunities) by April 1
- ___% of 11th graders who make the connection between school and work by exploring and saving in their portfolios at least three possible choices of postsecondary institutions that match their individual Graduation Plan
- ___% of 12th graders who identify their next step after graduation in their electronic portfolio: 4-year institute, 2-year institute, apprenticeship, military, technical college, special purpose [vocational] school, or workforce


Account Creation Process

The screenshot shows the GAcollge411 website interface. At the top, there is a search bar and a navigation menu with links for HOME, CAREER PLANNING, HIGH SCHOOL PLANNING, COLLEGE PLANNING, FINANCIAL AID PLANNING, and YOUR PORTFOLIO. A red circle highlights the 'Create an Account' link in the top right corner. Below the navigation, there is a banner for 'Have You Updated Your GAcollge411 Account?' with a sub-headline 'It's a new school year and you want to make sure all of your information is up to date.' To the right of the banner are sections for 'SHORTCUTS' (HOPE Scholarship Information, Your HOPE GPA, Georgia Scholarship/Grant Application (GSFAPS), Loan Service Center, ACCEL Program) and 'WHAT'S NEW' (Final HOPE GPA Status Report JPP, ESSIC Expands Detachment and Forbearance Options for Teachers JPP, Sending Transcripts to Colleges JPP, More News and Announcements). At the bottom, there is a 'Who are you?' section with buttons for MIDDLE SCHOOL STUDENT, HIGH SCHOOL STUDENT, COLLEGE STUDENT, ADULT LEARNER, and PARENTS OF STUDENTS. Social media links for Facebook, Twitter, and YouTube are also visible.

GAcollege411

Create an Account

- **Step One: select role of the user**
 - Middle School Student
 - High School Student
 - College Student
 - Adult
 - Parent

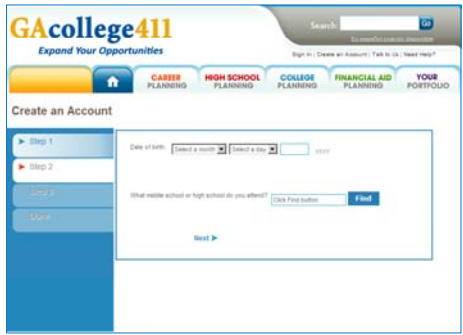


11

GAcollege411

Creating an Account (cont.)

- **Next, enter date of birth**
- **There must also be an association with a school**
 - This is done by selecting the middle school or high school from the pop-up window, which will appear after clicking the “Find” button



12

Creating an Account (cont.)

- Finally, the student will complete the process by filling in biographical information and setting up an account name and password
- Note: A secondary account can be created to attach the student to the high school if the high school is known.
 - This is done through the student's portfolio

13

Professional Center Overview

- The Professional Center can be reached in two ways:
 - Direct website: procenter.gacollge411.org
 - GAcollge411.org under Middle School & High School Educators link at bottom of homepage

Middle School & High School Educators

- Link for Professional Center is in the blue box on right side of the page

Professional Center

GAcollege411 Professional Center

Home CAREER PLANNING HIGH SCHOOL PLANNING COLLEGE PLANNING FINANCIAL AID YOUR PORTFOLIO

Middle School & High School Educators

EDUCATOR RESOURCES

Explore GAcollege411 at your own pace using series and topics

- Learn more about our site
- Introducing GAcollege411 to your school
- Presentations, TALK Activities, Videos and More
- HSR (HSR) Password Exchange Information
- Transcript Exchange Document Library
- Manage your HSR single student/teacher Program
- Online Training and Reporting System (OTRS)
- Quick Reference Guide for the Professional Center

GEORGIA STUDENT FINANCE COMMISSION

Georgia Student Finance Commission administers the GAcollege411 website. We are also responsible for the administration of the HSR Program and other state and federal financial aid programs.

- Contact OSFC
- To join OSFC's database of educators, send your name to:
 - edcenter-lead@gsfc.org
- Request a Password by OSFC Staff
- Online Resources
- View upcoming training sessions and register online
- Events Calendar

OTHER RESOURCES

- Georgia Agency for College Readiness
- Georgia Department of Education

PROFESSIONAL CENTER

The Professional Center gives you all the tools you need to manage your college and career planning programs - administration, reporting, communicating and managing students.

Sign In

UPDATES

- Creating a Professional Center Account
- Using the Professional Center
- Using the Professional Center
- Professional Center Training

FIND GAcollege411 ON

- Facebook
- Twitter
- YouTube

Pro Center Account Sign-In

- If you already have an account, sign in using your account name and password
- If you forget your password, select "Forgot password?" link for assistance
- If you don't already have an account, select the link to "Create a Professional Center Account"

Professional Center

GAcollege411 Professional Center

Expand Your Opportunities

Sign In to Your Professional Center Account

Account Name

Password

Forgot password?

Don't have a Professional Center account? [Create a Professional Center account](#)

What is the Professional Center?

The Professional Center gives you all the tools you need to manage your college and career planning programs - administration, reporting, communicating and managing students.

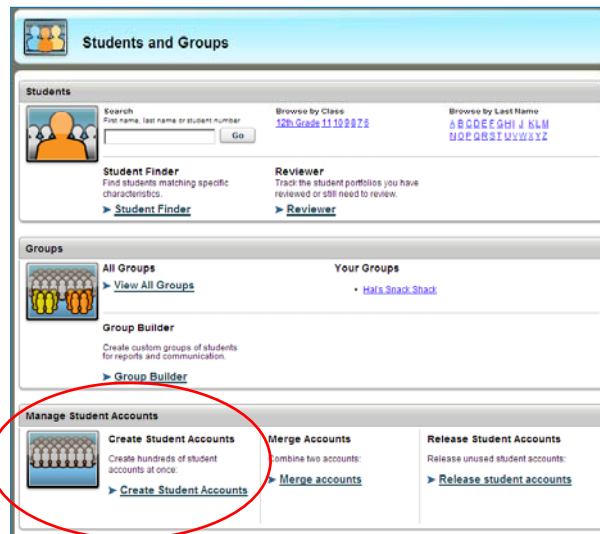
- Students & Groups**
Find individuals, define groups of students, and manage your groups.
- Reporting**
Create reports that show site usage, assessment results, and planning outcomes.
- Resources**
Find lesson plans for your subject and guidance in using the system.
- Communication**
Send or review your messages, and manage events that appear on student calendars.

Pro Center Account Homepage

- Select the link for “My Account” to access your personal Profile
- District Level Staff can also add another school connection, if needed
- In order to set up accounts for students, select the Students & Groups tab



Batch Account Creation



GAcollege411

Professional Center

Batch Account Creation

Professional Center
Expand Your Opportunities

Signed in as: Thomas Meunier
 Bremen High School
[My Account](#)

Create Student Accounts

Create a New Batch of Student Accounts

Create many student accounts all once by uploading a customized spreadsheet with your student data.

[Privacy policy](#) | [Terms of use](#)

19

GAcollege411

Professional Center

Batch Account Creation

- Determine format of Account Name
- Open Account Creation [Template](#)
- View information document to determine required pieces of information
- Upload file from computer
- Create Accounts

Professional Center
Expand Your Opportunities

Signed in as: Thomas Meunier
 Bremen High School
[My Account](#)

Create Student Accounts

Download the spreadsheet template, add your data to the file, then submit the file to create up to 500 accounts at a time.

1. Account Name Formats:
 Choose the format for all of the account names created in this batch.

- Student number + last name (Example: 12345Smith)
- Birth month (two digit) + birth day (two digit) + last name (Example: May 8 for John Smith: 0508Smith)
- Student number (Example: 10261123456)

2. Account Creation Template:
 Open this customized spreadsheet template [Account Creation Template](#).
(The file may open in a new browser window or a spreadsheet program.)

3. Instructions:
 Copy your account data and paste it into the appropriate columns in the spreadsheet. [Click Here to see instructions](#) to get more information about the data you need.
 Save the spreadsheet file using a name and location you'll remember. Make sure that you save your spreadsheet as a csv format file (not xls or other formats.)

4. Browse and Upload File:
 Click Browse... to select the spreadsheet file you created in Step 2.

5. Submit
 Click Create Accounts to create accounts from your data file and receive the results.

20

Professional Center

Batch Creation Information Sheet

Help: Populating the Student Data File

When the link to the 'Account Creation Template' is clicked, an empty file will open. The file has pre-defined columns into which you can enter or copy your student data.
 Do not alter the format of this file. (Do not delete or add any columns, or change the order of columns.)
 Once your data has been entered the file needs to be saved to a location on your local hard drive (such as the My Documents folder). The file must be saved as a comma separated file type: .csv.

The following fields make up the file. Some are mandatory and must be populated in order create student accounts. Others are optional.

Skip - Optional. When this field contains a 'Y' the record will be skipped and an account is not created.

first name - Required

last name - Required

student id - Required if the student id is to be used in the account name.

date of birth(mm/dd/yyyy) - Required

email - Optional. If populated the e-mail address must be in a standard format (xxx@yyy.zzz).

street - Optional

city - Optional

state - Optional. If populated it must contain the 2 character state code or Foreign Country/

zip - Optional

country - Optional. If populated it must contain the 2 character country code.

grad year - Optional. If populated it must be current graduation year or up to 2 years higher (i.e. 2010 - 2012).

account type - Required
 One of the following values must be used:
 Middle School or Junior High School Student
 High School Student
 College or Postsecondary School Student
 Adult
 Parent

parent first name - Optional

parent last name - Optional

21

Professional Center

Batch Account Creation

GAcollege411

- Determine format of Account Name
- Open Account Creation [Template](#)
- View information document to determine required pieces of information
- Upload file from computer
- Create Accounts

The screenshot shows the 'Create Student Accounts' page with the following content:

Download the spreadsheet template, add your data to the file, then submit the file to create up to 500 accounts at a time.

1. Account Name Formats:
 Choose the format for all of the account names created in this batch.
 Student number + last name (Example: 123456Smith)
 Birth month (two digit) + birth day (two digit) + last name (Example: 04 for John Smith: 0405Smith)
 Student number (Example: 123456)

2. Account Creation Template:
 Open this customized spreadsheet template [Account Creation Template](#).
 (The file may open in a new browser window or a spreadsheet program.)

3. Instructions:
 Copy your account data and paste it into the appropriate columns in the spreadsheet. [Click Here](#) to get more information about the data you need.
 Save the spreadsheet file using a name and location you'll remember. Make sure that you save your spreadsheet as a .csv format file (not .xls or other formats.)

4. Browse and Upload File:
 Click Browse... to select the spreadsheet file you created in Step 2.

5. Submit
 Click Create Accounts to create accounts from your data file and receive the results.

22

GAcollege411

Professional Center

Batch Account Creation

Students & Groups
Reports
Resources
Communication
Administration

Create Student Accounts

Create a New Batch of Student Accounts
Create many student accounts at once by uploading a customized spreadsheet with your student data.

[Create Student Accounts](#)

Account Batches Created

Click View Batch Options to view accounts or print information sheets.

Nov 01, 2010 Thomas Meunier created 1 accounts, 0 failed
[View Student Accounts](#) | [Print Information Sheets](#)

Nov 01, 2010 Thomas Meunier created 495 accounts, 1 failed
[View Student Accounts](#) | [Print Information Sheets](#)

Nov 01, 2010 Thomas Meunier created 77 accounts, 0 failed
[View Student Accounts](#) | [Print Information Sheets](#)

- See number of accounts created as well as number of errors (if any)
- View User IDs and system-generated Passwords for accounts created

23

GAcollege411

BRIDGE Legislation Measures

ADVISEMENT CHECKLIST (✓)

- Evaluation Process for measuring effective advisement utilizing GAcollege411 as the primary tool for education and career planning in phases :
 - Year 1/2010-11 - 80 %
 - Year 2/2011-12 - 90%
 - Year 3/2012-13 - 100%

6th graders who take a career assessment or interest inventory and save the results in their portfolio

7th graders who take a career assessment or interest inventory and save the results in their portfolio

enrollment opportunities) by April 1

___ % of 11th graders who make the connection between school and work by exploring and saving in their portfolios at least three possible choices of postsecondary institutions that match their individual Graduation Plan

___ % of 12th graders who identify their next step after graduation in their electronic portfolio: 4-year institute, 2-year institute, apprenticeship, military, technical college, special purpose [vocational] school, or workforce

24

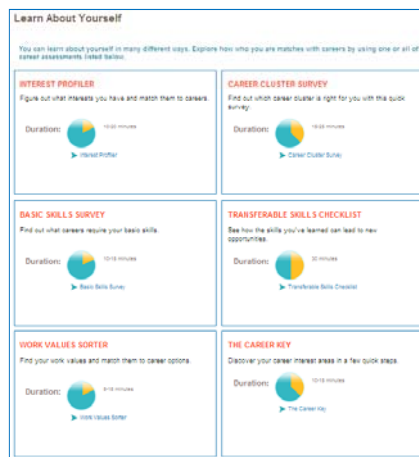
Career Planning

- **Learn About Yourself**
 - Assessments to help students with guidance

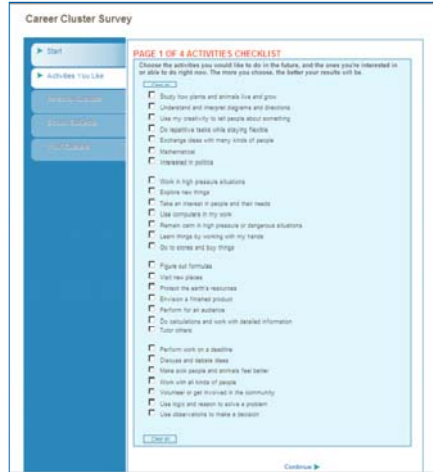


Learn About Yourself

- **Assessments**
 - Six different assessments to obtain information for decisions about possible careers



Career Cluster Survey

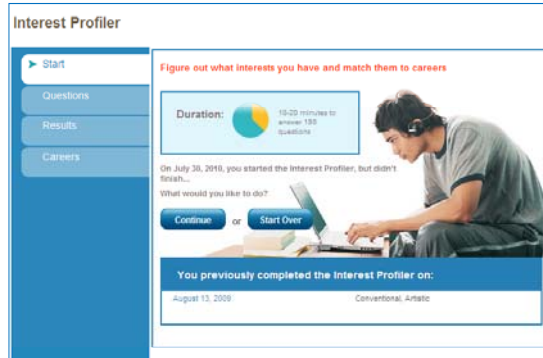


- Matches a student's interests and personal qualities to Career Clusters to more effectively explore future career options
- The goal is to identify an individual's top career cluster of interest with the highest ranked cluster featured.

Career Cluster Survey

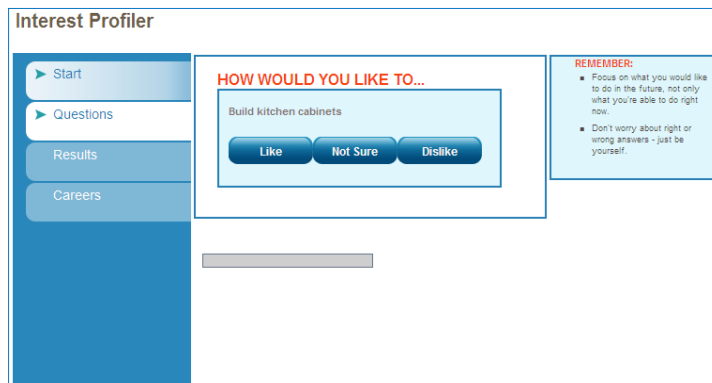


Career Assessment – Interest Profiler



- The Interest Profiler displays tasks and allows the user to select from the following options: Like, Dislike, or Not Sure for each task
- Users see their top interest areas or Holland Codes

Career Assessment – Interest Profiler



Work Values Sorter

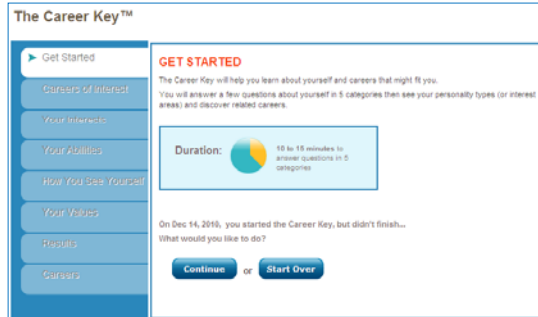
- Assesses the values a person considers important in a work environment
- Allows users to assign a level of importance to a work value, or an aspect of work, by dropping "cards" into a matrix

The screenshot shows the 'Work Values Sorter' interface. On the left is a navigation menu with 'Start', 'Sorter', 'Results', and 'Careers'. The main area has a 'Getting Started' section with instructions: 'Click how important each work situation is to you', 'Drag and drop each card to an empty square', and 'Swap cards by dropping one card onto another or placing cards back onto the pile.' Below this is a 5x5 grid with columns labeled 'Most important', 'More important', 'Somewhat important', 'Less important', and 'Least important'. The grid contains several cards with values: 'The job would provide an opportunity for advancement' (ranked 1), 'I make use of my abilities' (ranked 2), 'I would be treated fairly by the company' (ranked 3), 'I could be busy all the time' (ranked 4), and 'I could give directions and instructions to others' (ranked 5). A '3' is also visible in the 'Somewhat important' column.

Work Values Sorter

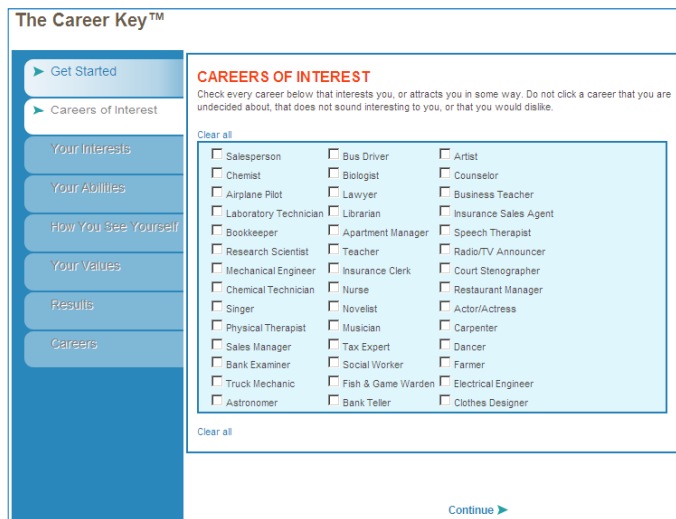
The screenshot shows the 'Work Values Sorter' results page. The navigation menu on the left includes 'Start', 'Sorter', 'Results', and 'Careers'. The main content area is titled 'YOUR TOP WORK VALUES' and features two sections: 'Achievement' (ranked 21) and 'Recognition' (ranked 15). A 'View Careers' button is located below these sections. To the right, a 'Your Ranking of the Work Values' section shows a bar chart with the following values: Achievement (21), Recognition (20), Working Conditions (19), Relationships (18), Independence (16), and Support (14). Below this is a 'Your reflections on your Work Values Sorter results:' section with a text area and a 'Save' button.

The Career Key



- **The Career Key measures the strength of your six Holland personality types. These types are based on Holland career choice theory, the most widely used by professional counselors.**

The Career Key



GAcollege411

GAcollege411

The Career Key

The Career Key™

- ▶ Get Started
- ▶ Careers of Interest
- ▶ Your Interests
- Your Abilities
- How You See Yourself
- Your Values
- Results
- Careers

YOUR INTERESTS

Read each statement below and decide how much it describes you. If the statement is a very accurate description of you, click "True". If it is "Mostly True" of you, click that button. If it does not describe you, click "Not True".

Clear all

1. I like to work with animals, tools, or machines.
 True Mostly True Not True
2. I like to study and solve math, or science problems.
 True Mostly True Not True
3. I like to do creative activities such as art, drama, crafts, dance, music, or creative writing.
 True Mostly True Not True
4. I like to do things where I can help people, such as teaching, first aid, or giving information.
 True Mostly True Not True
5. I like to lead and persuade people, and to sell things and ideas.
 True Mostly True Not True
6. I like to work with numbers, records, or machines in a set, orderly way.
 True Mostly True Not True

Clear all

◀ Previous Continue ▶

35

GAcollege411

GAcollege411

The Career Key

Print This | E-mail This | PDF This

The Career Key™

- ▶ Get Started
- ▶ Careers of Interest
- ▶ Your Interests
- ▶ Your Abilities
- ▶ How You See Yourself
- ▶ Your Values
- ▶ Results
- Careers

RESULTS

The Career Key measures how similar you are to six basic types of people. The higher you score, the more you are like that type. For example, if your highest score is on the 'Artistic' scale, that means you are most like the Artistic personality type or Artistic interest area.

Your top interest areas and your scores for each of the six types are shown below.

YOUR TOP INTEREST AREAS

Social

- You are a "Helper".
- You enjoy assisting people in various ways.
- You like working in groups.
- You find that verbal and communication skills come naturally to you.

Enterprising

- You are a "Persuader".
- You enjoy leading or managing other people.
- You often respond well to competition and enjoy leading teams.
- You are willing to take risks.
- You value status, power, money and material possessions.
- You describe yourself as ambitious or energetic.

Your Ranking of the Interest Areas

Click a title to see a description of that interest area and all of the careers associated with it.

Realistic	4
Investigative	5
Artistic	8
Social	10
Enterprising	14
Conventional	9

(Keep in mind that the higher the ranking, the better the interest area matches you.)

[View Careers](#)

36

BRIDGE Legislation Measures

ADVISEMENT CHECKLIST (*)

- Evaluation Process for measuring effective advisement utilizing GAcollege411 as the primary tool for education and career planning in phases :
 - Year 1/2010-11 - 80%
 - Year 2/2011-12 - 90%
 - Year 3/2012-13 - 100%

7th graders who explore at least three career concentrations/clusters and save the career clusters/concentrations in their portfolios

8th graders who explore at least three occupations and save the occupational information in their portfolios prior to the transitional parent/student conference or student led conference

____ % of 11th graders who make the connection between school and work by exploring and saving in their portfolios at least three possible choices of postsecondary institutions that match their Individual Graduation Plan

____ % of 12th graders who identify their next step after graduation in their electronic portfolio: 4-year institute, 2-year institute, apprenticeship, military, technical college, special purpose [vocational] school, or workforce

Career Planning

- **Explore Careers**
 - Tools for students to research possible careers



Exploring Careers

- Careers can be searched by:
 - Name
 - Characteristics
 - Career Clusters or Program Concentrations

Explore Careers

SEARCH CAREERS

Search for:

Every career from A to Z

CAREER EXPLORATION TOOLS

Career Finder — Search for careers using interesting topics like salaries, skills, and interests to help you find a job.

Career Plus Builder — Pick two careers that interest you and compare them side by side.

BROWSE CAREERS

Watch State Pathways — Choose from a list of Georgia's 22 career and education pathways.

Georgia's HOT Careers — Find the fastest-growing and best-paying jobs in the state.

CAREER CLUSTERS/PROGRAM CONCENTRATIONS

- Agriculture
- Arts & Humanities
- Architecture, Construction, Communications & Transportation
- Business & Computer Science
- Culinary Arts
- Education
- Engineering & Technology
- Family & Consumer Sciences
- Government & Public Safety
- Healthcare Science
- Manufacturing, Science & Services

Video List Military Careers

Exploring a Career Cluster

Career Clusters > Healthcare Science

Introduction
Careers
Programs
Add to Portfolio

CAREERS

- ✓ In Your Portfolio
- Full Profile with Insider Info
- Insider Info Only

Sort alphabetically Sort by Education Level

- Acupuncturist
- Ambulance Driver/Attendant
- Anesthesiologist
- Aromatherapist
- Athletic Trainer
- Audiometric Technician
- Barber
- Biomedical/Biophysical Biologist
- Biomedical Engineer
- Biosystems Engineer
- Biotechnology
- Biotechnology Business Developer
- Cardiologist
- Cardiovascular Surgeon
- Cardiovascular Technologist/Technician
- Chinese Medicine Practitioner
- Chiropractor
- Clinical Psychologist
- Clinical Research Physician
- Coroner
- Counseling Psychologist
- Cybertechnologist
- Dental Assistant
- Dental Hygienist
- Dental Laboratory Technician
- Dentist
- Dermatologist
- Diagnostic Medical Sonographer
- Analysis Technician
- Dietitian/Nutritional
- Phlebotomy Specialist

Pathways in this Cluster

Each pathway has more specific careers, programs and course plans:

- ▶ Biotechnology Research & Development
- ▶ Diagnostic Services
- ▶ Health Informatics
- ▶ Personal Care Services - Cosmetology
- ▶ Physical Medicine
- ▶ Therapeutic Services - Emergency Services
- ▶ Therapeutic Services - Medical Services
- ▶ Therapeutic Services - Nursing

Related Programs

Check out post-secondary programs in this cluster:

- ▶ Acupuncture
- ▶ Adult Health Nurse/Nursing
- ▶ Allied Health and Medical Assisting Services, Other
- ▶ Anesthesiologist Assistant
- ▶ Art Therapy/Therapist

More programs ...

Career Description

- **What They Do**
 - Gives descriptions about expectations for careers
- **Skills You Need**
 - Skills needed to be successful
- **Money and Outlook**
 - Expected salary and potential demand at the state level and the national level

BRIDGE Legislation Measures

ADVISEMENT CHECKLIST (*)

- Evaluation Process for measuring effective advisement utilizing GAcollge411 as the primary tool for education and career planning in phases :
 - Year 1/2010-11 - 80 %
 - Year 2/2011-12 - 90%
 - Year 3/2012-13 - 100%:
- o GAcollge411 at www.GAcollge411.org - Utilizing the Professional Center and Report Center in the new and enhanced GAcollge411, the state, individual systems and local

8th graders who complete an Individual Graduation Plan to utilize during the transitional conference between middle and high school

occupational information in their portfolios prior to the transitional parent/student conference or student led conference

___ % of 8th graders who complete an Individual Graduation Plan to utilize during the transitional conference between middle and high school

___ % of 9th graders who investigate and record in their portfolio at least three additional occupations prior to the annual student/family conference

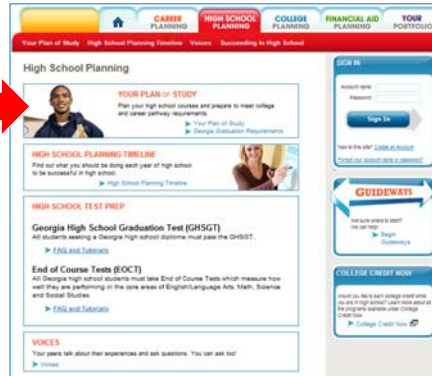
___ % of 10th graders who are aware of "College Credit Now" programs (dual enrollment opportunities) by April 1

___ % of 11th graders who make the connection between school and work by exploring and saving in their portfolios at least three possible choices of postsecondary institutions that match their Individual Graduation Plan

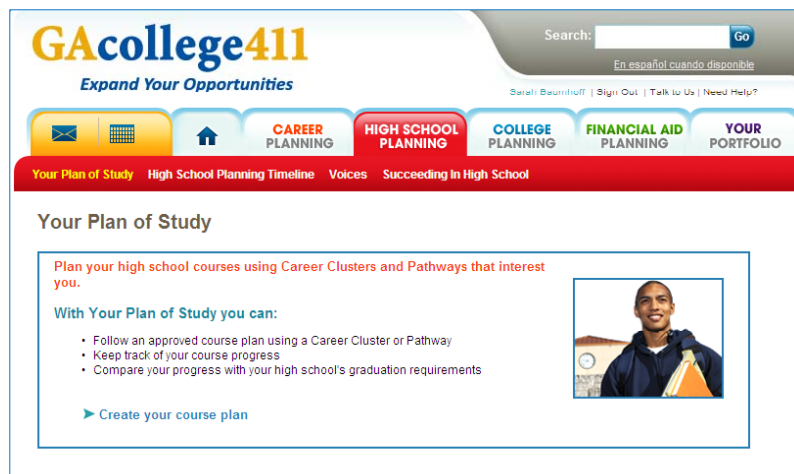
___ % of 12th graders who identify their next step after graduation in their electronic portfolio: 4-year institute, 2-year institute, apprenticeship, military, technical college, special purpose [vocational] school, or workforce

High School Planning

- **Your Plan of Study**
 - Create a graduation plan based on requirements

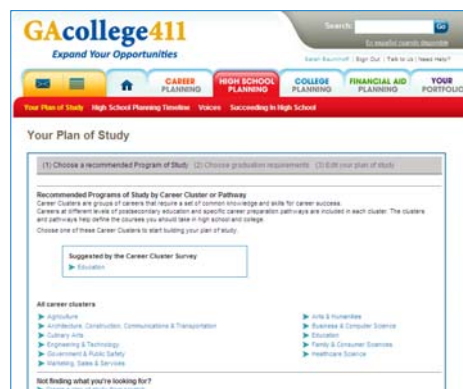


Plan of Study



Plan of Study

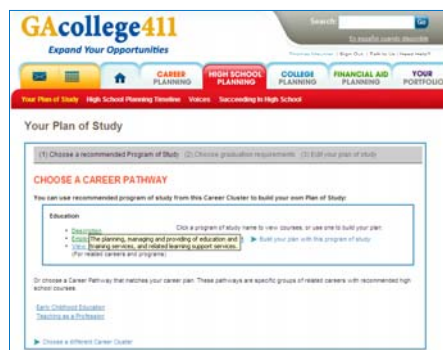
- Choose a recommended Program of Study by:
 - Using results from Career Cluster Survey
 - Selecting from the list of career clusters
 - Creating a plan of study from scratch



45

Plan of Study

- Place cursor over “Description” (shown in example) for description to appear
- Select the “View Cluster Profile” for more information about the cluster and its options
- Select from the Pathway within your cluster



46

GAcollege411

Plan of Study

GAcollege411
Expand Your Opportunities

Search: [Go](#)
En español cuando disponible

Thomas Meunier | [Sign Out](#) | [Talk to Us](#) | [Need Help?](#)

[Home](#) [CAREER PLANNING](#) **[HIGH SCHOOL PLANNING](#)** [COLLEGE PLANNING](#) [FINANCIAL AID PLANNING](#) [YOUR PORTFOLIO](#)

[Your Plan of Study](#) [High School Planning Timeline](#) [Voices](#) [Succeeding in High School](#)

Your Plan of Study

(1) Choose a recommended Program of Study (2) Choose graduation requirements (3) Edit your plan of study

CHOOSE A CAREER PATHWAY

You can use recommended program of study from this Career Cluster to build your own Plan of Study:

Teaching as a Profession

- Description
- Employment Outlook
- View Profile (For related careers and programs)

Click a program of study [link](#) to view courses, or use one to build your plan.

- Program of Study # [▶](#) Build your plan with this program of study

Or choose a Career Pathway that matches your career plan. These pathways are specific groups of related careers with recommended high school courses.

[Early Childhood Education](#)

[▶ Choose a different Career Cluster](#)

47

GAcollege411

GAcollege411

Plan of Study

GAcollege411
Expand Your Opportunities

Search: [Go](#)
En español cuando disponible

Thomas Meunier | [Sign Out](#) | [Talk to Us](#) | [Need Help?](#)

[Home](#) [CAREER PLANNING](#) **[HIGH SCHOOL PLANNING](#)** [COLLEGE PLANNING](#) [FINANCIAL AID PLANNING](#) [YOUR PORTFOLIO](#)

[Your Plan of Study](#) [High School Planning Timeline](#) [Voices](#) [Succeeding in High School](#)

Your Plan of Study

(1) Choose a recommended Program of Study (2) Choose graduation requirements (3) Edit your plan of study

CHOOSE GRADUATION REQUIREMENTS TO FOLLOW

These are the graduation requirements that will be compared to your plan of study to track your progress to graduation. Your counselor will also use it to track your progress.

Click Continue to edit your plan of study.

<p>New Georgia Graduation Rule</p> <ul style="list-style-type: none"> Starting with the class of 2012 	<p>New Georgia graduation requirements adopted for the incoming ninth grade class in 2008. Under the new rule, all students are expected to complete a common set of requirements to earn a regular diploma.</p>	<p>▶ Continue See details</p>
---	--	---

[▶ Show all defined graduation requirements](#)

48

GAcollege411

Plan of Study

- Once a student has chosen their Plan of Study, they still must select each class and designate each class as “planned, enrolled, or completed”.

Your Plan of Study

Post Test | Email Test | PDF Test

(1) Choose a recommended Program of Study (2) Choose graduation requirements (3) Edit your plan of study

MY PLAN OF STUDY #1 [Rename](#)

Created: Oct 22, 2010
Last Edited: Oct 22, 2010
[Submit for Approval](#)

Supports Career Cluster and Career Pathway:
 • Education (Change)
 • Teaching as a Profession

College Requirements Checkup

Instructions: Keep your plan of study up to date with the courses you're planning to take, the ones you're enrolled in, and those you've completed. Click a cell to update it.

Career and Education Plans:
 • Career: [ADD](#)
 • Program: [ADD](#)
 • Type: [ADD](#)
 • College: [ADD](#)

Your Plan of Study compared to New Georgia Graduation Requirements
★★★★★

9th Grade	10th Grade	11th Grade	12th Grade	CR/EX/CP
English Language Arts I 1 cr State	English Language Arts II 1 cr State	English Language Arts III 1 cr State	English IV 1 cr State	Completed: 0 or Enrolled: 0 or Planned: 0 or
Math I 1 cr Accelerated Math I 1 cr State	Math II 1 cr Accelerated Math II 1 cr State	Math III 1 cr Accelerated Math III 1 cr State	Math IV 1 cr Advanced Math 1 cr State	Completed: 0 or Enrolled: 0 or Planned: 0 or
American Government	World History	U.S. History	Economics	Completed: 0 or

Plan of Study

GAcollge411
Expand Your Opportunities

Search: [Go](#)

Thomas Neuman | Sign Out | Talk to Us | Need Help?

CAREER PLANNING | HIGH SCHOOL PLANNING | COLLEGE PLANNING | FINANCIAL AID PLANNING | YOUR PORTFOLIO

Your Plan of Study | High School Planning Timeline | Voices | Succeeding in High School

Your Plan of Study

(1) Choose a recommended Program of Study (2) Choose graduation requirements (3) Edit your plan of study

Edit Course Plans for 9th Grade English / Language Arts

- These courses are recommended based on your career pathway/cluster selection.
- Create your plan from the recommended courses or additional courses.
- Update the status and enter your final grade for your completed courses.

Recommended Courses	Credits	Status	Grade (optional)
English Language Arts I	1	Not Planned Not Planned Planned Enrolled Completed	Select Grade

9th Grade Note: English Language Arts I OR equivalent english course

Select or enter a course to add it. Make sure that the courses you add meet graduation requirements.

Course Name	Credits	Status	Grade (optional)	Action
Select a course	0	Planned	Select Grade	ADD COURSE
Enter a course:				

[Save](#) [Cancel](#)

GAcollege411

GAcollege411

Plan of Study

Science	Physical Science 1 or Note	Biology 1 or Note	Chemistry 1 or Note	Anatomy 1 or (completed) A Note	Completed: 1 or Enrolled: 0 or Planned: 0 or For Year 1 or Required: 4 or Note
Health			Health 1 or		Completed: 0 or Enrolled: 0 or Planned: 0 or For Year 1 or Required: 3 or Note
Physical Education	Physical Education 1 or (enrolled)		Physical Education 1 or		Completed: 0 or Enrolled: 0 or Planned: 1 or For Year 1 or Required: 0.5 or Note
Career, Technical and Agricultural Education		Examining the Teaching Profession 1 or	Contemporary Issues in Education 1 or	Teaching as a Profession Internship 1 or	Completed: 0 or Enrolled: 0 or Planned: 0 or For Year 0 or Required: 0 or Note
Modern Language/Latin	Modern Language/Latin 1 or Note	Modern Language/Latin 1 or Note	Modern Language/Latin 1 or Note	Modern Language/Latin 1 or Note	Completed: 0 or Enrolled: 0 or Planned: 0 or For Year 0 or Required: 0 or Note

51

GAcollege411

GAcollege411

Plan of Study

- Once the student has completed their Plan, they will have the ability to send their Plan to their parents for review

➔

Modern Language/Latin	Spanish I 1 or (enrolled) Note	Spanish II 1 or (enrolled) Note	Modern Language/Latin 1 or Note	Modern Language/Latin 1 or Note	Completed: 0 or Enrolled: 0 or Planned: 2 or For Year 0 or Required: 0.5 or Note
Fine Arts	Fine Arts 4 or Note	Fine Arts 4 or Note	Fine Arts 4 or Note	Fine Arts 4 or Note	Completed: 0 or Enrolled: 0 or Planned: 0 or For Year 0 or Required: 0.5 or Note
Electives	Elective 1 or (enrolled) Note	Elective 1 or (enrolled) Note	Elective 1 or (enrolled) Note	Elective 1 or (enrolled) Note	Completed: 0 or Enrolled: 0 or Planned: 4 or For Year 0 or Required: 0.5 or Note
TOTAL	Completed: 0 or Enrolled: 0 or Planned: 0 or	Completed: 0 or Enrolled: 0 or Planned: 1 or	Completed: 0 or Enrolled: 0 or Planned: 0 or	Completed: 0 or Enrolled: 0 or Planned: 0.5 or	Completed: 0 or Enrolled: 0 or Planned: 26.5 or For Year 0 or Required: 0 or Note

Feb 08, 2013

PARENT/GUARDIAN REVIEWS AND COMMENTS [View Review and Comments](#)

➔ [Click Here to Review This Plan](#) invite your parent to make an account and review your portfolio.
 ➔ [Send This Plan to a Parent for Review](#) this plan of study will be sent to your parent's email address.

52

GACollege411

Plan of Study

- Students will need to submit their Plan of Study for approval so that a counselor can approve through the Professional Center

53

GACollege411

Plan of Study

Message from webpage

Your plan does not appear to be on track to meet graduation requirements. Are you sure you want to submit it for approval?

- *You do not have enough credits in English / Language Arts.
- *You do not have enough credits in Math.
- *You do not have enough credits in Social Studies.
- *You do not have enough credits in Science.
- *You do not have enough credits in Health.
- *You do not have enough credits in Electives.
- *Your total number of credits is less than the minimum required to graduate.

- If the student fails to designate the courses as “planned, enrolled, or completed,” then they will get this message when they submit their plan for approval

54

GAcademy411

Plan of Study

MY PLAN OF STUDY #1 [Rename](#)

- Created: Oct 22, 2010
- Last Edited: Oct 22, 2010
- Submitted on Oct 22, 2010

Instructions:
Keep your plan of study up to date with the courses you're planning to take, the ones you're enrolled in, and those you've completed. Click a cell to update it.

Career and Education Plans:

- Career: [555](#)
- Program: [555](#)
- Type: [555](#)
- College: [555](#)

CR - Credit	9th Grade	10th Grade	11th Grade	12th Grade	CHECKUP
English Language Arts I 1 cr	English Language Arts II 1 cr	English Language Arts III 1 cr	English IV 1 cr	Completed: 0 of Enrolled: 0 cr	

55

Professional Center

Pro Center Account Homepage

- To manage the Plans of Study which have been submitted by your students, select the Reports tab

Students & Groups
Find individuals, define groups of students and manage your groups

Reports
Create reports showing site usage, assessment results and outcomes

Resources
Find lesson plans for your subject, and get help using the system

Communication
Send or receive messages and set up your events calendar

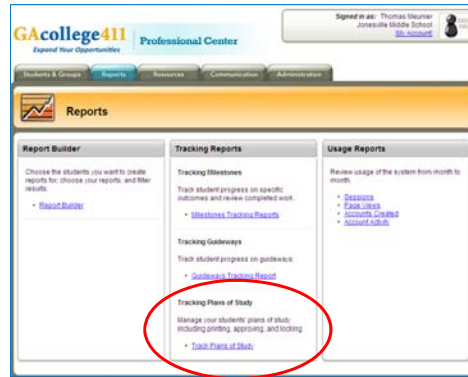
Transcripts
Use the Transcripts Exchange to send and track student transcripts

Administration
Configure the system, including course plans, notified users, preferences and access controls

28

Tracking Plans of Study

- To approve, edit, print, and lock submitted Plans of Study, select Track Plans of Study



Tracking Plans of Study

The screenshot displays the 'Tracking Plans of Study' page. It includes a 'Plans of Study Summary' section with a table showing the number of portfolios by graduation year (2012) for various plan statuses. To the right, there are options to generate a 'Plans of Study Tracking Report' by selecting a class or group and a plan status.

Plan of Study Status	Portfolios by Graduation Year	
	2012	
✓ On track to meet graduation requirements (?)	0	
✗ NOT on track to meet graduation requirements (?)	1	
Never created or edited plan of study (?)	0	
Submitted, but not approved or locked (?)	1	
Approved (?)	0	
Locked (?)	0	
Parent review requested but not completed (?)	0	
Parent review not completed (?)	1	
Parent review Completed (?)	0	

Plans of Study Tracking Reports
To create your own report, choose a class or group, then select each status you want included.

CLASS:
 OR
 GROUPS:

Plan of Study Status (Select at least one)
 On track to meet graduation requirements (?)
 NOT on track to meet graduation requirements (?)
 Never created or edited Plan of Study (?)
 Submitted plans, but not yet approved or locked (?)
 Approved plans (?)
 Locked plans (?)
 Parent review requested but not completed (?)
 Parent review not completed (?)
 Parent review completed (?)

Select All | Clear All
 View Tracking Report

Tracking Plans of Study

Plan of Study Tracking Report

Jonesville Middle School
Report Date: Nov 05, 2010
Class or Group: Class of 2012 ([Edit](#))
Number of Portfolios: 1

Plan of Study Status	Portfolios by Graduation Year
NOT on track to meet graduation requirements	2012: 1

Click a name to view that person's plan of study, or select portfolios to use buttons below.

(Up to 25 plans)

1 - 1 of 1 portfolio(s)

ALL	Name	Grad Year	Complete	Enrolled	Planned	Total	Credits Required	On Track	Submitted	Approved	Locked	Parent Review
<input checked="" type="checkbox"/>	Maurice Thomas	2012	0	0	4	4	20.0	X	Yes	No	No	No

1 - 1 of 1 portfolio(s)

(Up to 25 plans)

[Return to Plan of Study Tracking](#)

Tracking Plans of Study

- **Counselors will have the ability to:**
 - Approve the Plan
 - Lock the Plan
 - Edit the Plan
 - Print the Plan
 - Mark the Plan Reviewed by Parent
 - Return the Plan to student to update

Your Plan of Study

My Plan of Study #1

- Created: Nov 07, 2010
- Last Edited: Nov 07, 2010
- Professional Last Edited: Nov 07, 2010 by Mr. Maurer
- Submitted on: Nov 07, 2010 (Status: In Progress)

Supports Career Cluster: Education

Supports Career Pathway: Teaching as a Profession

Career and Education Plans:

- Career:
- Program:
- Type:
- College:

6th-8th Grade View of Courses	8th Grade	10th Grade	11th Grade	12th Grade	CHECKSUM
English / Language Arts	English Language Arts I (1.0) (Completed)	English Language Arts II (1.0) (Completed)	English Language Arts III (1.0) (Completed)	English IV (1.0) (Completed)	Completed: 0 of 0 Enrolled: 0 of 0 Planned: 4 of 0 Your Total: 4 of 0 Required: 4 of 0
Math					Completed: 0 of 0 Enrolled: 0 of 0 Planned: 0 of 0 Your Total: 0 of 0 Required: 4 of 0
Social Studies					Completed: 0 of 0 Enrolled: 0 of 0 Planned: 0 of 0

Your Plan of Study Completed by: [View Student's Contribution Note](#)

- **Call GSFC at 1-800-505-4732**
- **www.GAcollge411.org**
- **Email: clientservices@gsfc.org**

Carra Floyd

carraf@gsfc.org

Thomas Meunier

thomasm@gsfc.org